

Warranty

The warranty of this product is 1 year from the date of purchase.

The lifetime estimated of this product is 3 year, but the lifetime can be more or less depended on the frequency of using the product and how users follow the instruction manual to avoid any damage to this product.

If the user is suspicious the condition of this product, the user must do the inspection But maximun 10 year from production date

Manufacture conformed to EN 360 standard

PAT NBK CO., LTD

Name and address of Notified Body to carry out the EC type examination certification

TÜV SÜD Product Service GmbH Notified Body number: 0123
Ridlerstr. 65
D-80339 München
Germany

Name and address of Notified Body to involved in the production control phase

INSPEC International Limited Notified Body number: 0194
56 Leslie Hough Way
Salford
Greater Manchester
M6 6AJ
United Kingdom

Address of EU Importer

Cresto AB
Läkatan 3
302 60 Halmstad
Sweden
+46 (0) 213140

Sales Agent:



Retractable Lifeline

User Instruction Manual
Conform to EN 360
The European PPE Directive 89/686 EEC

Application

Baseline retractable lifeline reduces the shock loading on the body by limiting the distance of the fall.It is used in work inspection,general construction, work maintenance, oil production, telecommunication, and confined space where worker mobility and fall protection are needed.

Labeling

CE is the European conformity
0194 is the notified body number

Model	Length	Year	Order	No.
Serial Number: Baseline 6N-12A001				
Date: XXXX, 2012				

Technical Data

Web Cable

Web Width	20mm
Web Length	6m
Material	Nylon
Working load	20~150 kg
Breaking strength	12kN

Karabiner

Opening	17mm
Material	Steel

Cover

Material	Plastic
----------	---------

Swivel hook

Opening	19mm
Material	Aluminum

Baseline 6N

Karabiner

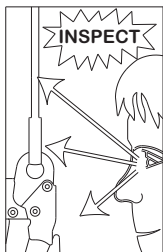
Cover

Web

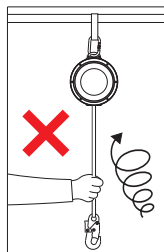
Secure Swivel Hook




Explanation of the marking



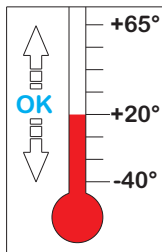
Inspect label, steel cable and snap hook before use.



After use, do not retract the cable freely.




Lifeline cable must be fully extended and retracted without hesitation.



Lifeline is suitable for use in temperature between -40°C ~ 65°C .

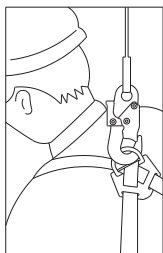
Maintenance, Servicing, Storage



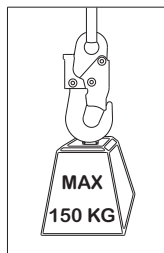
1. Periodically clean the label, rope, and snap hook with a soft, dry cloth.




2. For the user safety the product must be inspected every 12 month to ensure its function and durability. The inspection must be performed by a qualified person how has an inspection certificate by the manufacture or agent



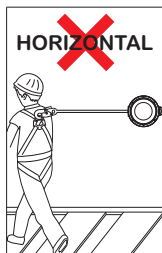
Attach snap hook to D-Ring of the harness.



Max. Weight to lifeline is 150 kg.



Maximum angle of the user moves is 40° .



Do not work with lifeline in horizontal direction.



3. Do not lubricate any parts. This may influent the function of the product.




4. Do not disassemble the product. This voids the warranty.



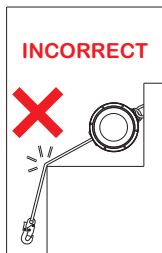
Avoid contacting with water, oil, or any chemical



Do not disassemble this product.




Store the retractable lifeline in a cool, dry, clean environment.



Avoid contacting with unprotected sharp edges.




5. Keep the product in the packing box during transport.



6. Store retractable lifeline in a cool, dry, clean environment, away from direct sunlight and moisture.

7. Locking Speed:

Situations which do not allow for an unobstructed fall path should be avoided. Working in confined or cramped spaces may not allow sufficient speed to cause the retractable lifeline locks in a fall. A similar situation may occur on low pitched roofs, where a worker may slide instead of fall. A clear path is required to ensure positive locking of retractable lifeline.




Calculating the minimum height required for the user:

The minimum working height H from the anchorage point relative to the ground will be arrest distance plus the clearance distance 2.85m under the user.

Take model HB-6N retractable lifeline for example, The length of webbing cable is 6m, and clearance length is 2.85m, So $H = 6M + 2.85M = 8.85M$.


8. Direction of use:



A. Maximum angle the user is allowed to move is 40°.

B. Do not work in horizontal direction.

9. Normal Operation:



Normal operation will allow the full length of the lifeline to extend and retract with no hesitation.

If a fall occurs, a speed sensing brake system will activate, stopping the fall and absorbing most of the energy created.


10. Preparation for Rescue:

HB retractable lifeline must be used as a part of fall arrest system as defined in the product data sheet.

11. Dangerous and Influence:

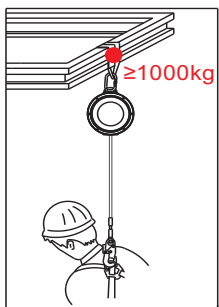
Dangerous action will have great impact on the fall, so please take serious attitude upon using this product.

Before use, please do



1. Check if there are any loose screwed, bent or damaged parts. It should be in a perfect condition with tight screws and rivets.
2. Inspect the entire housing for distortion, cracks or other damages.
3. The webbing must fully extend and retract without hesitation or create a slack line condition. Ensure the webbing cable locks when loading sharply. Locking must be positive without slipping.
4. The labels must be presented and fully legible.
5. Inspect retractable lifeline for cuts, torn webbing, abrasion, burns, heavy soiling, chemical contact or damage. Inspect stitching for loose or torn stitches. Remove from service if any damage to webbing or stitching is evident, chemical contact areas, or severely abraded areas. Slide up cable bumper and inspect ferrules for cracks or damage.
6. Inspect the snap hook or carabineer for signs of damage, corrosion, and working condition. Ensure the latch opens freely.

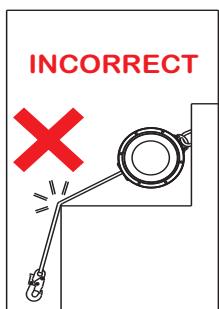
Operation and Use



Step1. Making connection

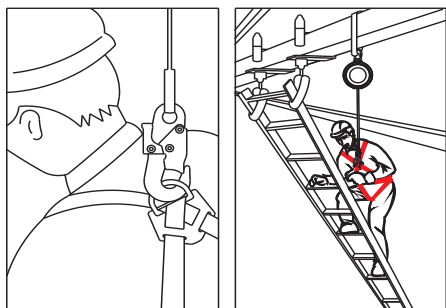
Select a rigid anchorage point capable of arresting the force. minimum according to EN 795 and anchorage location that will avoid free fall and swing fall hazards.

To prevent an increased free fall distance, do not work above the anchorage point.



Step2. Selecting Environment

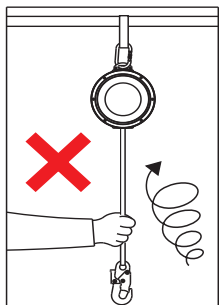
Avoid working where the lifeline will be in contact with unprotected sharp edges. Provide protection for the lifeline when possible.



Step3. Body Support

When using the retractable lifeline, a full body harness conform to EN 361 must be worn, and all connectors must conform to EN 362.

For general fall protection use, attach snap hook to back D-Ring (Left figure). For situations such as ladder climbing, attach to front D-ring (Right figure).



Step4. After use

After use, slowly retract the cable.

If HB retractable lifeline has been subjected to fall arrest forces, this product must be removed from service for inspection.

Limitation and self protection

1. User:

Warning!



User must read and follow this User Instruction Manual for each component of the system before using this equipment.

This equipment must be used by person trained in correct application. The user also has to be in good health condition to work such operation.

2. Corrosion:

Do not leave the equipment for long periods in environments where corrosion of metal parts could take place as a result of vapors from organic materials

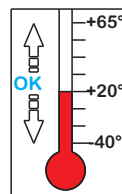
3. Water, Oil, or Chemical Hazard:



This product is not waterproof.

Water, oil, solution containing acid or caustic chemicals may damage the equipment. When working with such liquid, frequent inspects entire equipment and clean with dry cloth.

4. Temperature:




The suitable temperature of use is -40°C~65°C.

HB retractable lifeline cannot be use in the environment with high temperature or cold weather.

5. Electrical Hazards:

There is a possibility of electrical current flowing through the lifeline. Use caution where the retractable lifeline may contact high voltage power lines.

6. Capacity:



HB retractable lifeline allows maximum capacity of 150 kg

This includes user weight and all carried materials such as safety harness, lanyard, and tools.